

707C Coalescer with Overnight Drain

310609F
EN

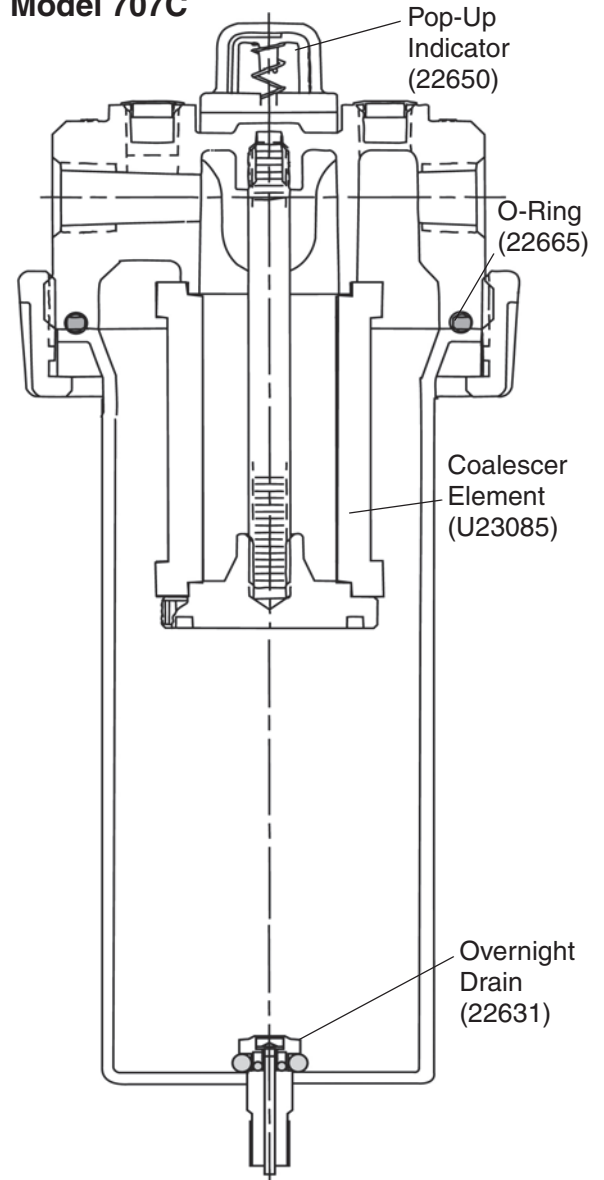
Model 707C (Part No. 6930)
3/4 in. In-Line Coalescer with Overnight Drain



Important Safety Instructions

Read all warnings and instructions in this manual and your equipment manuals. Save all instructions.

Model 707C



Installation

It is always recommended that a Sharpe air filter be installed upstream of the coalescing filter to remove 5 micron and larger size particles and separate large droplets of moisture from the air line.

Maintenance

Never let the liquid level in the bowl reach the base of the coalescing element.

Cleaning

To clean, it is not necessary to remove the complete filter from the line. Disassembly is simple and does not require tools. Before disassembly, shut off the air supply and depressurize coalescer. Clean all parts with cleaning solvent and blow out body before reassembly. Replace coalescing element (part no. U23085).

Pressure Drop Indicator

The differential pressure drop indicator on this unit is designed to provide early detection of a clogged coalescing filter element. As the filter element becomes clogged the red indicator will start to rise while air is flowing through the unit. When the pressure drop across the element reaches 10-12 psi (.07-.08 MPa, 0.7-0.8 bar) the red indicator will be in full view and the element should be replaced. Failure to replace the element when the pressure drop exceeds 10 psi (.07 MPa, 0.7 bar) will affect your air quality and tool efficiency.

Model 707C

- Effectively traps fine oil mists and microscopic particles down to 0.01 microns
- Spin-off bowl and coalescer filter element for quick filter changes without tools
- Includes pressure drop indicator
- Recommended downstream of your refrigerated air dryer

Specifications

Air Inlet 3/4 in. F.P.T.

Air Outlet 3/4 in. F.P.T.

Air Flow Capacity 115 cfm (3.2 m³/min.) at 100 psi (0.7 MPa, 7 bar)

Maximum Operating Pressure:

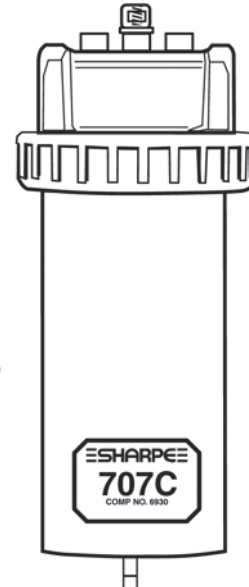
175 psi (1.2 MPa, 12 bar)

Max. Temperature 150°F (65°C)

Parts

Part No.	Description
22631	Overnight Drain
22665	O-Ring
22650	Pop-Up Indicator Repair Kit
U23085	Coalescer Element

Model 707C



Related Parts

Model 707F (Part No. 6920)

3/4 in. In-Line Filter with Automatic Drain

- Removes all liquids (oil and water)
- Filters Particulate down to 5 microns
- Features large REUSABLE filter element
- Disassemble and clean without tools

Specifications

Air Inlet 3/4 in. F.P.T.

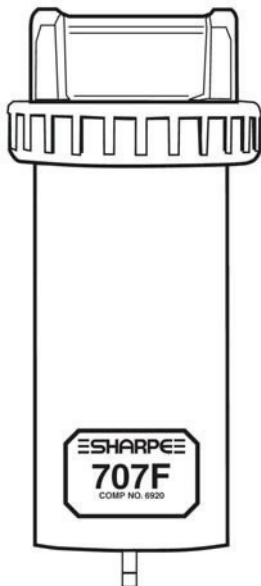
Air Outlet 3/4 in. F.P.T.

Air Flow Capacity 300 cfm (8.4 m³/min.) at 100 psi (0.7 MPa, 7 bar).

Max. Operating Pressure 175 psi (1.2 MPa, 12 bar)

Max. Temperature 150°F (65°C)

Model 707F



Model 707FC

(Part No. 6910, Series C)

1/2 in. In-Line Filter & Coalescer with Automatic Drains

- Designed for use in prep stations
- Clean, dry air without the use of desiccant
- Ideal for protecting moisture sensitive tools
- STAGE 1 provides removal of water and contaminants down to 3 microns
- STAGE 2 provides removal of oil and sub-micronic particles down to 0.01 microns
- Disassemble and clean without tools

Specifications

Air Inlet 1/2 in. F.P.T.

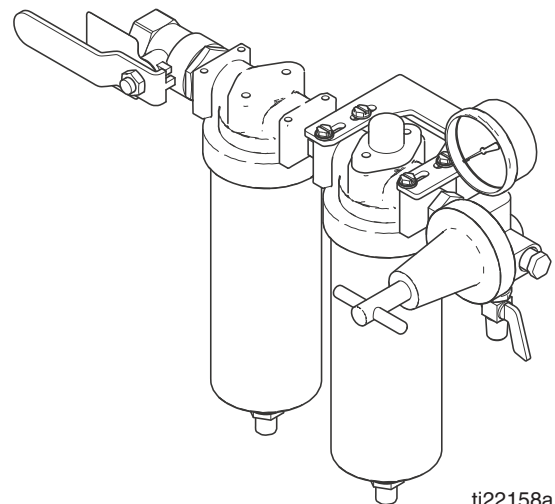
Air Outlet 1/2 in. F.P.T.

Air Flow Capacity 50 cfm (2 m³/min.) at 100 psi (0.7 MPa, 7 bar).

Max. Operating Pressure 175 psi (1.2 MPa, 12 bar)

Max. Temperature 150°F (65°C)

Model 707FC



ti22158a

1 Year Limited Warranty

Sharpe warrants this product to the original user against defective material or workmanship for a period of 1 years from the date of purchase.

Sharpe reserves the right to determine whether the part or parts failed because of defective material, workmanship, or other causes. Failures caused by accident, alteration, or misuse are not covered by this warranty.

Sharpe, at its discretion, will repair or replace products covered under this warranty free of charge. Repairs or replacements of products covered under this warranty are warranted for the remainder of the original warranty period.

Sharpe or its authorized service representatives must perform all warranty repairs. Any repair to the product by unauthorized service representatives voids this warranty. The rights under this warranty are limited to the original user and may not be transferred to subsequent owners.

This warranty is in lieu of all other warranties, expressed or implied, including warranties of merchantability and fitness for a particular purpose. Some states do not allow the exclusion or limitations of incidental or consequential damages, so the above limitations may not apply to you.

Sharpe Information

TO PLACE AN ORDER, contact your SHARPE distributor or call 1-800-742-7731 or visit our web site at www.sharpe1.com.

Product Registration

Thank you for the purchase of your Sharpe® product. We greatly appreciate your business.

Important reasons to register your product:

- Registration enables Sharpe to notify you if there is a problem with your product.
- Improved Product Development - Your input helps us continue to design products that meet your needs.

For the most up-to-date information and to register your product, please go to www.sharpe1.com and click on "Register Product."

All written and visual data contained in this document reflects the latest product information available at the time of publication. Graco reserves the right to make changes at any time without notice.

Original instructions. This manual contains English. MM 310609

SHARPE MANUFACTURING • P.O. BOX 1441, MINNEAPOLIS, MN 55440-1441
1-800-742-7731, www.sharpe1.com

Copyright 2004, Graco Inc. All Graco manufacturing locations are registered to ISO 9001
Revision F, September 2013